

CITY OF WEST DES MOINES

COUNCIL AGENDA

date: Wednesday, March 13, 2019

time: 7:30 a.m.

MAYOR STEVEN K. GAER
COUNCILMEMBER AT LARGE RENEE HARDMAN
COUNCILMEMBER AT LARGE JIM SANDAGER
COUNCILMEMBER 1ST WARD KEVIN L. TREVILLYAN
COUNCILMEMBER 2ND WARD JOHN MICKELSON
COUNCILMEMBER 3RD WARD RUSS TRIMBLE

CITY MANAGER.....TOM HADDEN
CITY ATTORNEY.....RICHARD SCIESZINSKI
CITY CLERK..... RYAN JACOBSON

City Council Chambers

1. **Call Meeting to Order**

2. **Approval of Agenda**
 - a. Motion - Approval of Agenda

3. **Old Business**
 - a. 2019-20 FY Operating and Capital Budget - City Initiated (Continued from February 19, 2019)
 1. Resolution - Approval of Budget

4. **New Business**
 - a. Scotty's Pub 1, LLC d/b/a Scotty's Pub & Grill, 3781 EP True Parkway - Class LC Liquor License Extension of Outdoor Service - March 16-17, 2019
 1. Motion - Approval of Liquor License Application

5. **Receive and File**
 - a. Special Meeting Notice

The City of West Des Moines is pleased to provide accommodations to disabled individuals or groups and encourages their participation in city government. Should special accommodations be required please contact the Clerk's office at least 48 hours in advance, at 222-3600 to have accommodations provided.

**CITY OF WEST DES MOINES
CITY COUNCIL MEETING COMMUNICATION**

ITEM: Resolution Approving
FY 2019-20 Operating and Capital Budgets

DATE: March 13, 2019

FINANCIAL IMPACT: The FY 2019-20 fiscal budgets are comprised of basic operating expenditures totaling \$75,773,235, business/proprietary expenses of \$52,991,602, debt service expenditures of \$24,102,365, and capital improvement expenditures of \$68,210,008, for a total budget of \$221,077,210.

BACKGROUND: FY 2019-20 Operating and Capital Budgets, as proposed, are a product of numerous meetings between citizens, elected officials, and staff, during which revenues, expenditures, and projects have been reviewed. Included in the list of meetings was a full-Council workshop held on Saturday, January 26, 2019. The budgets as proposed consist of several initiatives designed to maintain service levels.

FY 2019-20 Budget Highlights

Levy Rates:

The proposed budget reduces the property tax rate from \$11.79 per thousand to \$10.99 per thousand. This reduction is primarily possible as a result of the Local Option Sales and Services Tax (LOSST) election held in Polk County on March 5, 2019. As a result of the election, LOSST, which is already collected in Dallas County, Madison County, and Warren County, will be collected by businesses in Polk County beginning July 1, 2019.

The ballot language for the Dallas County and Polk County LOSST required that the City apply at least 50% all collected revenue directly against the levy rate. Based on total estimated collections of \$2.4 million from Dallas County and \$8.0 million in Polk County in FY 2019-20, the City's levy rate will be reduced as follows:

Levies:

General Fund	\$ 9.62
Police/Fire Retirement	0.40
Debt Service	<u>1.95</u>
Total Levy Required	11.97

Less:

Dallas County LOSST applied	<0.23>
Polk County LOSST applied	<u><0.75></u>
FY 19-20 City Tax Rate	10.99

Expenditures:

- Because this budget was developed and published prior to the election of March 5, 2019, it does not include any of the positions proposed to be paid from additional LOSST tax revenue. Those positions proposed to be added with passage of the Polk County LOSST plans include 7 new Police Officers and 5 new Fire Fighters, as well as some promotional shifts needed to maintain appropriate staffing in those departments.
- Included in the "base" FY 2019-20 Operating Budget are 9 new positions as well as 1 adjustment to an existing position:

- The Fire Department will add 2 Fire Fighters which works towards the goal of meeting coverage at all 5 city fire stations.
 - The Police Department will add 2 Police Officers in order to meet ever increasing demands. Council will recall a Police Department assessment was completed in 2017 and the results indicated a need for several new officers. Adding these officers represents a step towards that goal.
 - Westcom will add a 2 Dispatchers in order to meter ever-increasing demands of 911 calls and as the Westcom cities continue to expand their public safety departments. The Westcom positions were approved by the Westcom Management Committee, a group which consists of representatives from all the Westcom Cities.
 - Public Services will add a 2 Public Services Operators. The Public Services Operator positions are needed to accommodate the significant growth of the City's infrastructure over the past several years.
 - The Library will add 1 Library Assistant who will be tasked with managing a variety of the customer service desks within the Library, allowing for greater customer service coverage during their hours of business. This position will start employment no earlier than January 1, 2020. The Library will also upgrade the existing half-time Teen Area Assistant to full-time in order to prepare and program for the future completion of the new teen area within the Library.
- The budget includes 269 employees covered under bargaining unit agreements and 202.75 full-time equivalent non-union employees.
 - 5 of the employee bargaining units are under contract into FY 2019-20. Terms of these contracts have been factored into the City's budgeted personnel costs as follows:

<u>Bargaining Unit</u>	<u>Wage and Salary Adjustment</u>
IAPFF-EMS	2.75% on July 1, 2019
IAPFF-Fire	3.00% on July 1, 2019
IUOE-Public Services & Engineering	2.75% on July 1, 2019
Teamsters-Police	2.75% on July 1, 2019
Teamsters-Westcom	2.75% on July 1, 2019

In addition, a number of bargaining unit employees are eligible to receive increases (dependent upon performance and employee classification). The effect of these adjustments is included. Non-union employees who have not reached their maximum pay level may be eligible to receive an increase based on job performance.

- The proposed budget reflects a decrease in the contribution rate for the Municipal Fire and Police Retirement System of Iowa (MFPRSI). The City's contribution rate of covered wages for FY 2019-20 will be 24.41% as compared to 26.02% for FY 2018-19. The proposed budget also reflects no change in the contribution rate for Iowa Public Employees Retirement System (IPERS) for regular class employees, employees in the protective class (EMS staff and part-time fire fighters) will see a decrease. The City's contribution rate for IPERS regular employees will remain at 9.44% for FY 2019-20 and protective class employees will be 9.91% a decrease from 10.21% in FY 2018-19. Nearly all pension guidelines are under the purview of the State.
- The budget assumes that the City will receive approximately \$7.68 million dollars in Road Use Tax Funds during FY 2019-20. Approximately \$6.78 million of the Road Use Tax Funds are being utilized for street related expenditures (CIP and operating), and the remaining funds are planned to be used to cover street lighting costs and repayment of debt related to Iowa Highway 5 construction.

- The FY 2019-20 Capital Improvement Plan includes the following major projects:
 - West Public Services Facility
 - Railroad Park Restrooms
 - Valley View Park Site Grading, Utilities, & North Roadway
 - Mills Civic Parkway Reconstruction – S. 81st Street to S. 91st Street
 - Booneville Road Reconstruction – S. 88th Street to West of S. 100th Street
 - Grand Avenue – S. Jordan Creek Parkway to S. 88th Street
 - Grand Avenue - 1st Street to 6th Street
 - S. 88th Street Reconstruction – Cascade Avenue to Coachlight Drive
 - MidAmerican Energy RecPlex
 - Library Renovations

- The proposed budget reflects the carryover of cash to ensure that the City maintains prudent general fund balance reserves. With total revenues of \$72,640,741 and total expenditures of \$80,685,856, the City's General Fund balance on June 30, 2020, will be \$21,827,869, or 31.85% of annual operating expenditures.

The proposed budget and notice of public hearing was published on February 8, 2019, followed by the public hearing held at the regular City Council Meeting of February 19, 2019. There were no comments at the hearing and action was deferred until this meeting in order to incorporate changes due to the LOSST election.

RECOMMENDATION:

1. Motion to adopt Resolution approving the FY 2019-20 Operating and Capital Budgets and direct staff to make the necessary filing with the auditors of Polk, Dallas, Warren, and Madison Counties.

Lead Staff Member: Chris Hamlett, Budget Analyst *CR*

STAFF REVIEWS

Department Director	Tim Stiles, Finance Director <i>MS</i>
Appropriations/Finance	
Legal	
Agenda Acceptance	<i>RTG</i>

PUBLICATION(S) (if applicable)

Published In	The Des Moines Register
Dates(s) Published	February 8, 2019

SUBCOMMITTEE REVIEW (if applicable)

Committee	Council Workshop		
Date Reviewed	January 26, 2019		
Recommendation	<u>Yes</u>	No	Split

RESOLUTION

A RESOLUTION ADOPTING PROPOSED ANNUAL BUDGET FOR THE FISCAL YEAR ENDING JUNE 30, 2020.

WHEREAS, the provisions of Chapter 384, Code of Iowa require a public hearing on the budget estimates for the proposed expenditures, income and tax levies for the fiscal year ending June 30, 2019, before the final certification date; and

WHEREAS, on February 19, 2019 the City Council held the public hearing to consider the City's proposed annual budget for the fiscal year ending June 30, 2020 at 5:30 P.M. in the Council Chambers of West Des Moines City Hall and public notice of such hearing has been published as provided by law in the Des Moines Register on February 8, 2019; and

WHEREAS, those residents and taxpayers of the City interested in the City's proposed annual budget for the fiscal year ending June 30, 2020, have been given an opportunity to present to the City Council objections to any part of the amendment budget and arguments in favor of any part of the amendment budget at this public meeting.

NOW THEREFORE, BE IT RESOLVED that upon due consideration of all views and comments presented by City residents and taxpayers, the public hearing on the City of West Des Moines proposed annual budget for the fiscal year ending June 30, 2020 is hereby closed.

PASSED AND APPROVED this 13th day of March, 2019.

Steven K. Gaer, Mayor

ATTEST:

Ryan T. Jacobson, CMC
City Clerk

77-727

Adoption of Budget and Certification of City Taxes

FISCAL YEAR BEGINNING JULY 1, 2019 - ENDING JUNE 30, 2020

Resolution No.:

The City of: West Des Moines

County Name: POLK, DALLAS, WARREN & MADISON

Date Budget Adopted: 2/19/2019

(Date) xx/xx/xx

The below-signed certifies that the City Council, on the date stated above, lawfully approved the named resolution adopting a budget for next fiscal year, as summarized on this and the supporting pages. Attached is Long Term Debt Schedule Form 703 which lists any and all of the debt service obligations of the City.

515-222-3600

Telephone Number

Signature

County Auditor Date Stamp

January 1, 2018 Property Valuations

	With Gas & Electric	Without Gas & Electric	Last Official Census
Regular	2a <u>5,174,907,290</u>	2b <u>5,123,201,115</u>	56,609
DEBT SERVICE	3a <u>5,732,063,114</u>	3b <u>5,680,356,939</u>	
Ag Land	4a <u>6,739,039</u>		

TAXES LEVIED

Code Sec.	Dollar Limit	Purpose	(A) Request with Utility Replacement	(B) Property Taxes Levied	(C) Rate
384.1	8.10000	Regular General levy	5 41,916,749	41,497,929	43 8.10000
(384)		Non-Voted Other Permissible Levies			
12(8)	0.87500	Contract for use of Bridge	6 0	0	44 0
12(10)	0.95000	Opr & Maint publicly owned Transit	7 0	0	45 0
12(11)	Amt Nec	Rent, Ins. Maint of Civic Center	8 0	0	46 0
12(12)	0.13500	Opr & Maint of City owned Civic Center	9 0	0	47 0
12(13)	0.06750	Planning a Sanitary Disposal Project	10 0	0	48 0
12(14)	0.27000	Aviation Authority (under sec.330A.15)	11 0	0	49 0
12(15)	0.06750	Levee Impr. fund in special charter city	13 0	0	51 0
12(17)	Amt Nec	Liability, property & self insurance costs	14 592,913	586,965	52 0.11457
12(21)	Amt Nec	Support of a Local Emerg.Mgmt.Comm.	462 0	0	465 0
(384)		Voted Other Permissible Levies			
12(1)	0.13500	Instrumental/Vocal Music Groups	15 0	0	53 0
12(2)	0.81000	Memorial Building	16 0	0	54 0
12(3)	0.13500	Symphony Orchestra	17 0	0	55 0
12(4)	0.27000	Cultural & Scientific Facilities	18 0	0	56 0
12(5)	As Voted	County Bridge	19 0	0	57 0
12(6)	1.35000	Missi or Missouri River Bridge Const.	20 0	0	58 0
12(9)	0.03375	Aid to a Transit Company	21 0	0	59 0
12(18)	0.20500	Maintain Institution received by gift/devise	22 0	0	60 0
12(18)	1.00000	City Emergency Medical District	463 0	0	466 0
12(20)	0.27000	Support Public Library	23 0	0	81 0
28E.22	1.50000	Unified Law Enforcement	24 0	0	62 0
Total General Fund Regular Levies (5 thru 24)			25 42,509,662	42,084,894	
384.1	3.00375	Ag Land	26 20,242	20,242	63 3.00375
Total General Fund Tax Levies (25 + 26)			27 42,529,904	42,105,136	Do Not Add
Special Revenue Levies					
384.8	0.27000	Emergency (if general fund at levy limit)	28 1,397,225	1,383,264	64 0.27000
384.6	Amt Nec	Police & Fire Retirement	29 2,092,292	2,071,361	0.40431
	Amt Nec	FICA & IPERS (if general fund at levy limit)	30 0	0	0
Rules	Amt Nec	Other Employee Benefits	31 782,008	774,218	0.15112
Total Employee Benefit Levies (29,30,31)			32 2,874,300	2,845,579	65 0.55543
Sub Total Special Revenue Levies (28+32)			33 4,271,525	4,228,843	
Valuation					
386	As Req	With Gas & Elec	Without Gas & Elec		
	SSMID 1 (A)	(B)	34 0	0	66 0
	SSMID 2 (A)	(B)	35 0	0	67 0
	SSMID 3 (A)	(B)	36 0	0	68 0
	SSMID 4 (A)	(B)	37 0	0	69 0
	SSMID 5 (A)	(B)	555 0	0	565 0
	SSMID 6 (A)	(B)	556 0	0	566 0
	SSMID 7 (A)	(B)	1177 0	0	### 0
	SSMID 8 (A)	(B)	1185 0	0	### 0
Total Special Revenue Levies			39 4,271,525	4,228,843	
384.4	Amt Nec	Debt Service Levy 76.10(6)	40 11,177,523	11,076,696	70 1.95000
384.7	0.87500	Capital Projects (Capital Improv. Reserve)	41 0	0	71 0
Total Property Taxes (27+39+40+41)			42 57,978,952	57,410,675	72 10.99000

COUNTY AUDITOR - I certify the budget is in compliance with ALL the following:

Budgets that DO NOT meet ALL the criteria below are not statutorily compliant & must be returned to the city for correction.

- 1) The prescribed Notice of Public Hearing Budget Estimate (Form 631.1) was lawfully published, or posted if applicable, filed proof was evidenced.
- 2) Budget hearing notices were published or posted not less than 10 days, nor more than 20 days, prior to the budget hearing.
- 3) Adopted property taxes do not exceed published or posted amounts.
- 4) Adopted expenditures do not exceed published or posted amounts in each of the nine program areas, or in total.
- 5) Number of the resolution adopting the budget has been included at the top of this form.
- 6) The budget file uploaded to the SUBMIT Area matched the paper copy certified by the city to this office.
- 7) The long term debt schedule (Form 703) shows sufficient payment amounts to pay the G.O. debt certified by the city to this office.

(County Auditor)

NOTICE OF PUBLIC HEARING BUDGET ESTIMATE

FISCAL YEAR BEGINNING JULY 1, 2019 - ENDING JUNE 30, 2020

City of West Des Moines, Iowa

The City Council will conduct a public hearing on the proposed Budget at Council Chambers at City Hall
on 2/19/2019 at 5:30 PM
(Date) xx/xx/xx (hour)

The Budget Estimate Summary of proposed receipts and expenditures is shown below.
Copies of the the detailed proposed Budget may be obtained or viewed at the offices of the Mayor,
City Clerk, and at the Library.

The estimated Total tax levy rate per \$1000 valuation on regular property \$ 11.79000

The estimated tax levy rate per \$1000 valuation on Agricultural land is \$ 3.00375

At the public hearing, any resident or taxpayer may present objections to, or arguments in favor of, any part of the proposed budget.

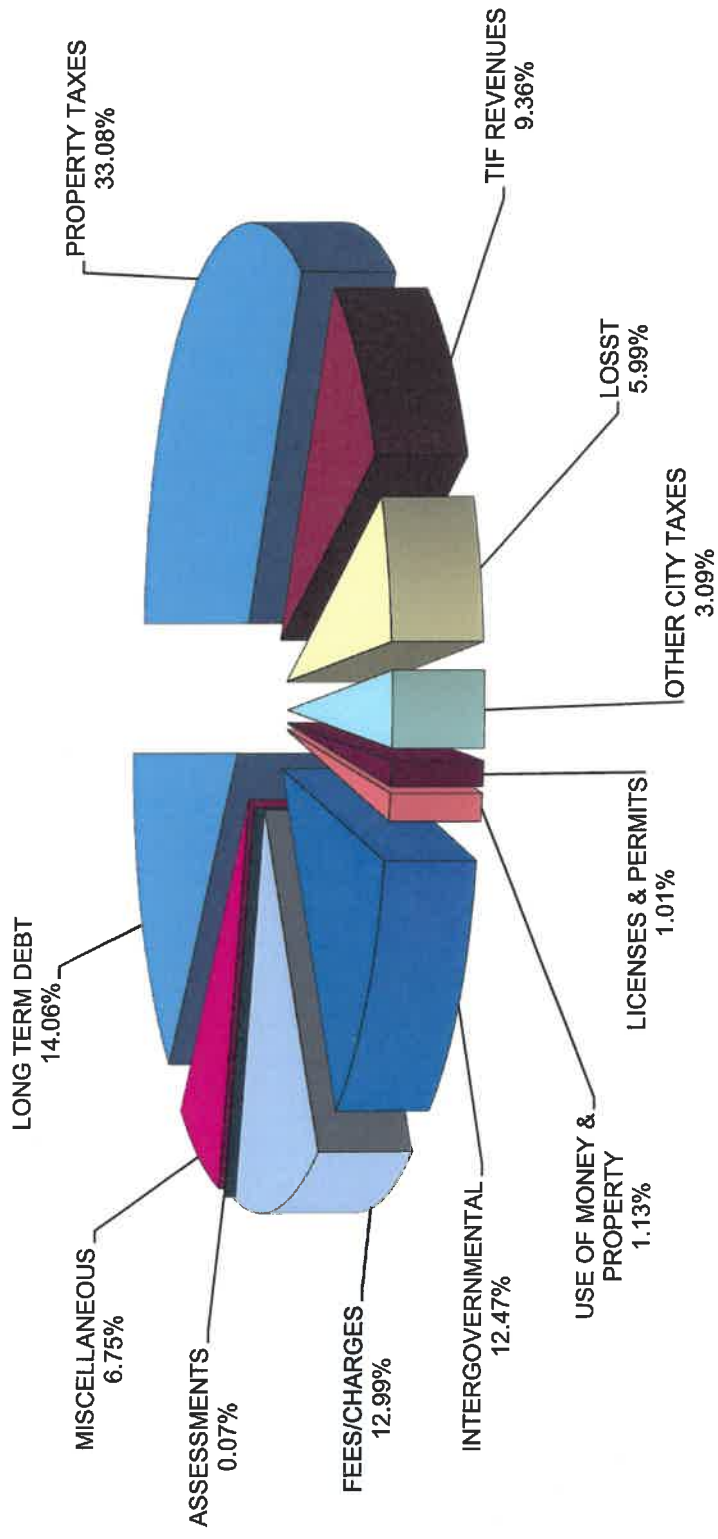
515-222-3600
phone number

Tim Stiles
City Clerk/Finance Officer's NAME

		Budget FY 2020	Re-estimated FY 2019	Actual FY 2018
		(a)	(b)	(c)
Revenues & Other Financing Sources				
Taxes Levied on Property	1	61,509,236	57,066,411	54,086,843
Less: Uncollected Property Taxes-Levy Year	2	0	0	0
Net Current Property Taxes	3	61,509,236	57,066,411	54,086,843
Delinquent Property Taxes	4	0	0	10,731
TIF Revenues	5	16,241,444	17,822,026	13,531,467
Other City Taxes	6	7,794,640	7,201,884	5,065,449
Licenses & Permits	7	1,755,800	1,703,300	1,904,626
Use of Money and Property	8	1,960,069	1,059,500	2,457,805
Intergovernmental	9	21,829,571	21,675,529	22,239,744
Charges for Fees & Service	10	22,551,800	21,593,826	21,988,507
Special Assessments	11	125,000	100,000	142,102
Miscellaneous	12	11,692,046	13,333,000	20,219,963
Other Financing Sources	13	24,425,000	43,669,205	99,046,867
Transfers In	14	112,148,569	81,740,899	87,641,488
Total Revenues and Other Sources	15	282,033,175	266,965,580	328,335,592
Expenditures & Other Financing Uses				
Public Safety	16	33,188,943	31,491,048	29,050,020
Public Works	17	10,970,683	10,989,223	9,240,889
Health and Social Services	18	1,340,460	1,338,981	1,179,617
Culture and Recreation	19	10,628,702	10,294,246	8,713,475
Community and Economic Development	20	9,506,413	10,037,701	10,425,492
General Government	21	9,967,144	11,950,083	8,459,701
Debt Service	22	24,273,255	25,919,632	28,788,919
Capital Projects	23	68,210,008	108,296,885	43,414,199
Total Government Activities Expenditures	24	168,085,608	210,317,799	139,272,312
Business Type / Enterprises	25	52,991,602	59,035,274	24,824,220
Total ALL Expenditures	26	221,077,210	269,353,073	164,096,532
Transfers Out	27	112,148,569	81,740,899	87,641,488
Total ALL Expenditures/Transfers Out	28	333,225,779	351,093,972	251,738,020
Excess Revenues & Other Sources Over (Under) Expenditures/Transfers Out	29	-51,192,604	-84,128,392	76,597,572
Beginning Fund Balance July 1	30	253,234,961	337,363,353	260,765,781
Ending Fund Balance June 30	31	202,042,357	253,234,961	337,363,353

CITY OF WEST DES MOINES

2019-20 FY REVENUES



CITY OF

West Des Moines

Department of Management

The last two columns will fill in once the Re-Est forms are completed

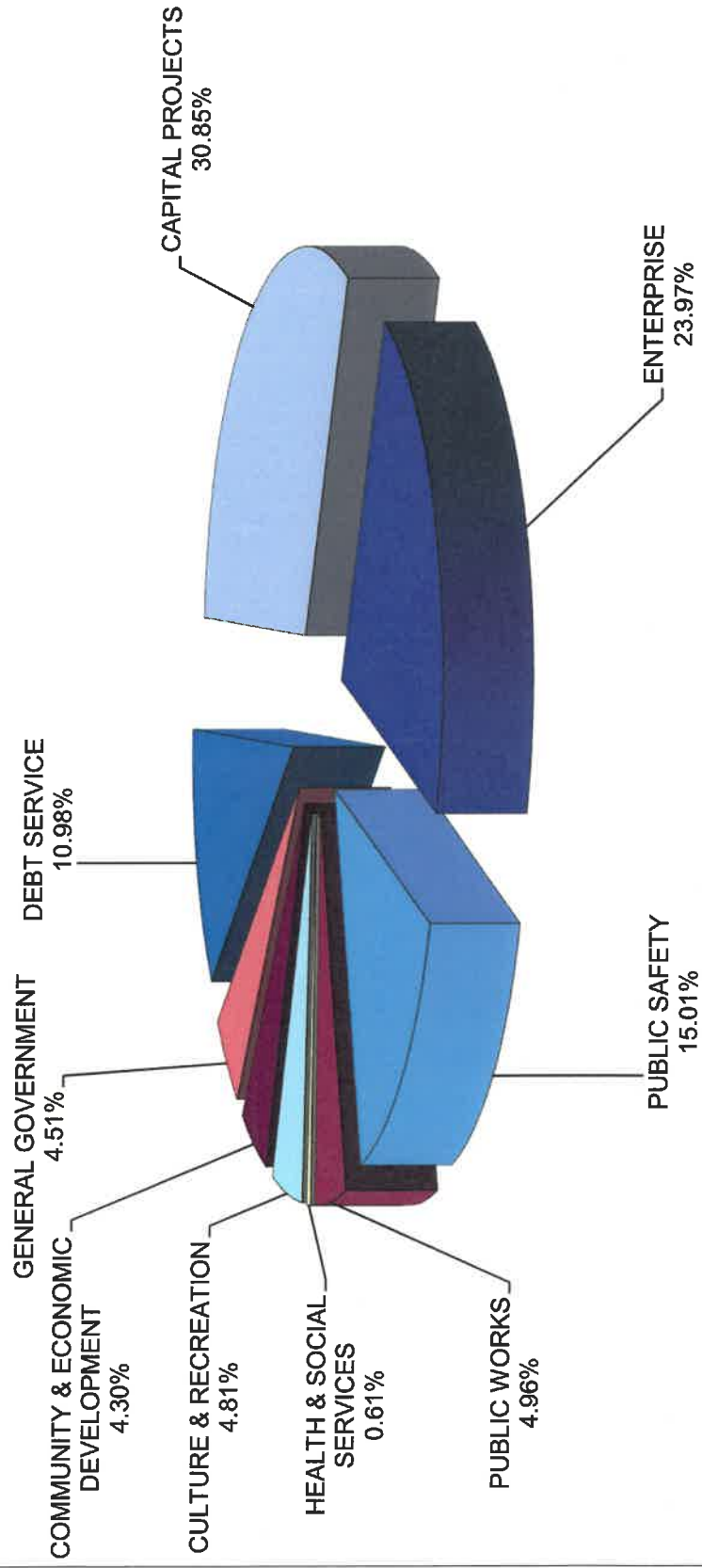
REVENUES DETAIL

Fiscal Year Ending 2020

Fiscal Years

(A)	(B)	(C)	(D)	(E)	(F)	(G)	(H)	(I)	(J)	(K)	(L)
REVENUES & OTHER FINANCING SOURCES		GENERAL REVENUES (C)	SPECIAL REVENUES (D)	TIF SPECIAL REVENUES (E)	DEBT SERVICE (F)	CAPITAL PROJECTS (G)	PERMANENT (H)	PROPRIETARY (I)	BUDGET 2020 (J)	RE-ESTIMATED 2019 (K)	ACTUAL 2018 (L)
1 Taxes Levied on Property		42,105,136	4,228,843		11,076,696	0			57,410,675	57,066,411	54,086,843
2 Less: Uncollected Property Taxes - Levy Year									0	0	0
3 Net Current Property Taxes (line 1 minus line 2)		42,105,136	4,228,843		11,076,696	0			57,410,675	57,066,411	54,086,843
4 Delinquent Property Taxes									0	0	0
5 TIF Revenues				16,241,444					16,241,444	17,822,026	10,731
6 Other City Taxes:											
7 Utility Tax Replacement Excise Taxes		424,768									
8 Utility franchise tax (Iowa Code Chapter 364.2)		235,000	42,682		100,827	0			568,277	613,520	627,272
9 Parimutuel wager tax									235,000	263,000	254,708
10 Gaming wager tax									0	0	0
11 Mobile Home Taxes									0	0	0
12 Hotel/Motel Taxes		4,550,000							4,550,000	4,300,000	4,180,160
13 Other Local Option Taxes		5,209,768	10,400,000						10,400,000	2,025,364	3,309
14 Subtotal - Other City Taxes (lines 6 thru 12)		1,755,800	10,442,682		100,827	0			15,753,277	7,201,884	5,065,449
15 Licenses & Permits		942,200	82,800	25,000	65,000			845,069	1,755,800	1,703,300	1,904,626
16 Use of Money & Property									1,960,069	1,059,500	2,457,805
17 Intergovernmental:											
18 Federal Grants & Reimbursements		17,000	380,000			2,320,000			2,717,000	903,526	3,450,475
19 Road Use Taxes			7,688,461						7,688,461	7,624,920	7,889,959
20 Other State Grants & Reimbursements		1,977,972	443,754	0	511,408	208,300		50,000	3,191,434	3,483,336	4,069,831
21 Local Grants & Reimbursements		2,469,950	51,000			119,000		5,400,095	8,040,045	9,663,747	6,829,479
22 Subtotal - Intergovernmental (lines 16 thru 19)		4,464,922	8,563,215	0	511,408	2,647,300		5,450,095	21,636,940	21,675,529	22,239,744
23 Charges for Fees & Service:											
24 Water Utility											
25 Sewer Utility											
26 Electric Utility											
27 Gas Utility											
28 Parking											
29 Airport											
30 Landfill/Garbage											
31 Hospital											
32 Transit											
33 Cable TV, Internet & Telephone											
34 Housing Authority											
35 Storm Water Utility											
36 Other Fees & Charges for Service		5,717,500	45,000								
37 Subtotal - Charges for Service (lines 21 thru 33)		5,717,500	45,000								
38 Special Assessments											
39 Miscellaneous		828,200	255,100			125,000			125,000	100,000	142,102
40 Other Financing Sources:											
41 Regular Operating Transfers In											
42 Internal TIF Loan Transfers In		10,129,977	174,950								
43 Subtotal ALL Operating Transfers In		10,129,977	174,950	0							
44 Proceeds of Debt (Excluding TIF Internal Borrowing)											
45 Proceeds of Capital Asset Sales		25,000									
46 Subtotal-Other Financing Sources (lines 38 thru 40)		10,154,977	174,950	0	13,513,434	89,500,208	0	23,230,000	136,573,569	125,410,104	186,688,355
47 Total Revenues except for beginning fund balance		71,178,503	23,792,590	16,266,444	25,267,365	92,735,008	0	56,460,710	285,700,620	266,965,580	328,335,592
48 (lines 3, 4, 5, 13, 14, 15, 20, 34, 35, 36, & 41)											
49 Beginning Fund Balance July 1		31,969,862	17,734,014	3,330,883	3,272,489	33,280,448	0	163,647,265	253,234,961	337,363,353	260,765,781
50 TOTAL REVENUES & BEGIN BALANCE (lines 47-49)		103,148,365	41,526,604	19,597,327	28,539,854	126,015,456	0	220,107,975	538,935,581	604,328,933	589,101,373

CITY OF WEST DES MOINES 2019-20 FY EXPENDITURES



EXPENDITURES SCHEDULE PAGE 1

Fiscal Year Ending 2020

Fiscal Years

GOVERNMENT ACTIVITIES (A)	(B)	GENERAL (C)	SPECIAL REVENUES (D)	TIF			PERMANENT (H)	PROPRIETARY (I)	BUDGET 2020 (J)	RE-ESTIMATED 2019 (K)	ACTUAL 2018 (L)
				SPECIAL REVENUES (E)	DEBT SERVICE (F)	CAPITAL PROJECTS (G)					
PUBLIC SAFETY											
Police Department/Crime Prevention	1	11,309,470	1,565,685					12,875,155	12,253,578	10,057,214	
Jail	2							0	0	0	
Emergency Management	3	37,100						37,100	37,100	40,372	
Flood Control	4	51,100						51,100	51,000	30,540	
Fire Department	5	9,257,535	1,295,730					10,553,265	10,141,335	8,998,684	
Ambulance	6	5,908,957						5,908,957	5,661,936	5,034,235	
Building Inspections	7	1,334,517						1,334,517	1,260,748	1,053,111	
Miscellaneous Protective Services	8							0	0	40,612	
Animal Control	9	493,483						493,483	397,995	318,762	
Other Public Safety	10	1,935,266						1,935,266	1,687,356	3,476,490	
TOTAL (lines 1 - 10)	11	30,327,528	2,861,415				0	33,188,943	31,491,048	29,050,020	
PUBLIC WORKS											
Roads, Bridges, & Sidewalks	12	3,604,290						3,604,290	3,090,775	3,666,142	
Parking - Meter and Off-Street	13							0	0	0	
Street Lighting	14		732,000					732,000	810,000	737,877	
Traffic Control and Safety	15	1,410,736						1,410,736	1,503,217	1,308,596	
Snow Removal	16							0	0	27,679	
Highway Engineering	17	2,521,255						2,521,255	2,527,800	2,140,356	
Street Cleaning	18	110,195						110,195	103,907	101,088	
Airport <i>(if not Enterprise)</i>	19							0	0	0	
Garbage <i>(if not Enterprise)</i>	20							0	0	0	
Other Public Works	21	2,592,207						2,592,207	2,953,524	1,259,151	
TOTAL (lines 12 - 21)	22	10,238,683	732,000				0	10,970,683	10,989,223	9,240,889	
HEALTH & SOCIAL SERVICES											
Welfare Assistance	23							0	0	0	
City Hospital	24							0	0	0	
Payments to Private Hospitals	25							0	0	0	
Health Regulation and Inspection	26							0	0	0	
Water, Air, and Mosquito Control	27							0	0	0	
Community Mental Health	28							0	0	0	
Other Health and Social Services	29	1,151,660	188,800					1,340,460	1,338,981	1,179,617	
TOTAL (lines 23 - 29)	30	1,151,660	188,800				0	1,340,460	1,338,981	1,179,617	
CULTURE & RECREATION											
Library Services	31	3,276,541	77,000					3,353,541	3,221,930	2,852,028	
Museum, Band and Theater	32							0	0	0	
Parks	33	3,223,681	79,600					3,303,281	3,266,061	3,148,652	
Recreation	34	3,728,295	15,000					3,743,295	3,577,695	2,388,785	
Cemetery	35	12,700						12,700	12,700	18,919	
Community Center, Zoo, & Marina	36	195,885						195,885	157,715	146,560	
Other Culture and Recreation	37	20,000						20,000	58,145	158,531	
TOTAL (lines 31 - 37)	38	10,457,102	171,600				0	10,628,702	10,294,246	8,713,475	

EXPENDITURES SCHEDULE PAGE 2
Fiscal Year Ending 2020

Fiscal Years

GOVERNMENT ACTIVITIES CONT. (A)	(B)	GENERAL (C)	SPECIAL REVENUES (D)	TIF SPECIAL REVENUES (E)	DEBT SERVICE (F)	CAPITAL PROJECTS (G)	PERMANENT (H)	PROPRIETARY (I)	BUDGET 2020 (J)	RE-ESTIMATED 2019 (K)	ACTUAL 2018 (L)
GOVERNMENT ACTIVITIES CONT.											
COMMUNITY & ECONOMIC DEVELOPMENT											
Community Beautification	39	25,000							25,000	38,060	10,746
Economic Development	40	1,524,890	150,000						1,674,890	1,780,307	4,151,158
Housing and Urban Renewal	41	382,328	578,806						961,134	1,661,305	3,698,853
Planning & Zoning	42	1,407,562							1,407,562	1,467,000	1,093,236
Other Com & Econ Development	43	3,059,720		2,378,107					5,437,827	5,091,029	1,471,489
TOTAL (lines 39 - 44)	45	6,399,500	728,806	2,378,107			0		9,506,413	10,037,701	10,425,492
GENERAL GOVERNMENT											
Mayor, Council, & City Manager	46	1,357,975							1,357,975	1,296,755	1,180,943
Clerk, Treasurer, & Finance Adm.	47	1,526,349							1,526,349	1,491,803	1,393,462
Elections	48	25,000							25,000	0	0
Legal Services & City Attorney	49	887,746							887,746	847,438	707,845
City Hall & General Buildings	50	348,965							348,965	1,606,920	353,616
Tort Liability	51	710,500							710,500	600,000	430,045
Other General Government	52	5,110,609							5,110,609	6,107,167	4,393,790
TOTAL (lines 46 - 52)	53	9,967,144	0	0			0		9,967,144	11,950,083	8,459,701
DEBT SERVICE											
Gov Capital Projects	54		170,890		24,102,365				24,273,255	25,919,632	28,788,919
TIF Capital Projects	55					38,950,008			38,950,008	102,046,885	11,915,081
TOTAL CAPITAL PROJECTS	56					29,260,000			29,260,000	6,250,000	31,499,118
TOTAL Government Activities Expenditures (lines 17+22+30+38+45+53+54+57)	58	68,541,617	4,853,511	2,378,107	24,102,365	68,210,008	0		168,085,608	210,317,799	139,272,312
BUSINESS TYPE ACTIVITIES											
Proprietary: Enterprise & Budgeted ISF											
Water Utility	59								0	0	0
Sewer Utility	60								0	0	0
Electric Utility	61								9,962,392	10,178,666	9,574,732
Gas Utility	62								0	0	0
Airport	63								0	0	0
Landfill/Garbage	64								0	0	0
Transit	65								0	0	0
Cable TV, Internet & Telephone	66								0	0	0
Housing Authority	67								0	0	0
Storm Water Utility	68								0	0	0
Other Business Type (city hosp., ISF, parking, etc.)	69								2,115,905	2,512,696	2,178,452
Enterprise DEBT SERVICE	70								15,467,305	17,576,693	10,438,280
Enterprise CAPITAL PROJECTS	71								137,000	0	0
Enterprise TIF CAPITAL PROJECTS	72								23,230,000	26,713,719	306,224
TOTAL Business Type Expenditures (lines 59 - 73)	73								52,991,602	59,035,274	24,824,220
TOTAL ALL EXPENDITURES (lines 58+74)	74	68,541,617	4,853,511	2,378,107	24,102,365	68,210,008	0		221,077,210	269,353,073	164,096,532
Regular Transfers Out	75	10,682,001	26,563,134		439,189	53,610,000			100,124,324	63,254,845	74,615,791
Internal TIF Loan / Repayment	76			12,024,245					12,024,245	18,486,054	13,025,697
TOTAL ALL Transfers Out	77	10,682,001	26,563,134	12,024,245	439,189	53,610,000	0		112,148,569	81,740,899	87,641,488
TOTAL Expenditures & Fund Transfers Out (lines 75+78)	78	79,223,618	31,416,645	14,402,352	24,541,554	121,820,008	0	61,821,602	333,225,779	351,093,972	251,738,020
Ending Fund Balance June 30	79	23,924,747	10,109,959	5,194,975	3,988,300	4,195,448	0	158,286,373	205,709,802	253,234,961	337,363,353

* A continuing appropriation is the unexpended budgeted amount from a prior year's capital project. The entry is made on the Con Approps page that must accompany the budget forms if used. SEE INSTRUCTIONS FOR USE.

LONG TERM DEBT SCHEDULE
GENERAL OBLIGATION BONDS, TIF BONDS, REVENUE BONDS, LOANS, LEASE-PURCHASE PAYMENTS
PAGE 1

City Name: West Des Moines

Fiscal Year
2020

	Debt Name (A)	Amount of Issue (B)	Type of Debt Obligation (C)	Date Certified to County Auditor (D)	Debt Resolution Number (E)	Principal Due FY 2020 (F)	Interest Due FY 2020 +(G)	Bond Reg./ Paying Agent Fees Due FY 2020 +(H)	Total Obligation Due FY 2020 =(I)	Paid from Funds OTHER THAN Current Year Debt Service Taxes =-(J)	Amount Paid Current Year Debt Service Levy =(K)
(1)	Registration Costs (total)							10,000	10,000		10,000
(2)	G.O. Bonds 2010A - ECP	6,060,000	GO	2/10/2010	10-02-08-16	780,000	33,150		813,150		813,150
(3)	G.O. Bonds 2010C - ECP	7,000,000	GO	6/17/2010	10-06-01-08	845,000	25,350		870,350		870,350
(4)	G.O. Bonds 2011A - ECP	6,900,000	GO	7/29/2011	11-07-25-09	425,000	89,919		514,919		514,919
(5)	G.O. Bonds 2012B - ECP	11,355,000	GO	4/26/2012	12-04-02-11	870,000	71,500		941,500		941,500
(6)	G.O. Bonds 2012D - ECP	7,520,000	GO	6/15/2012	12-06-11-12	550,000	125,700		675,700		675,700
(7)	G.O. Bonds 2013A - ECP	4,385,000	GO	8/9/2013	13-08-05-10	275,000	44,260		319,260		319,260
(8)	G.O. Bonds 2014A - ECP	12,250,000	GO	9/5/2014	14-08-25-17	820,000	230,538		1,050,538		1,050,538
(9)	G.O. Bonds 2015A - ECP (Alluvion Abated)	21,755,000	GO	3/31/2015	15-03-23-14	1,720,000	541,613		2,261,613	2,261,613	0
(10)	G.O. Bonds 2015B - ECP (Alluvion)	12,715,000	GO	3/31/2015	15-03-23-16	1,475,000	229,048		1,704,048	1,704,048	0
(11)	G.O. Bonds 2015C - ECP (Advance Refunding)	3,410,000	GO	3/31/2015	15-03-23-18	615,000	12,300		627,300	627,300	0
(12)	G.O. Bonds 2016A - ECP	9,225,000	GO	6/6/2016	16-5-31-21	685,000	124,950		809,950		809,950
(13)	G.O. Bonds 2016B - ECP (Mills, Microsoft Abated)	13,855,000	GO	6/6/2016	16-5-31-23	1,235,000	444,475		1,679,475	1,679,475	0
(14)	G.O. Bonds 2016C - ECP	7,200,000	GO	11/04/2016	16-10-31-16	765,000	144,150		909,150		909,150
(15)	G.O. Bonds 2016D - ECP (Alluvion)	10,700,000	GO	11/04/2016	16-10-31-18	755,000	299,800		1,054,800	1,054,800	0
(16)	G.O. Bonds 2017A - ECP	7,650,000	GO	8/10/2017	17-08-07-17	440,000	110,038		550,038		550,038
(17)	G.O. Bonds 2017B - ECP (Mills)	4,665,000	GO	8/10/2017	17-08-07-19	630,000	122,250		752,250	752,250	0
(18)	G.O. Bonds 2017C - ECP (Alluvion)	9,130,000	GO	8/10/2017	17-08-07-21	535,000	337,844		872,844	872,844	0
(19)	G.O. Bonds 2017D - ECP (Osmium)	25,555,000	GO	8/10/2017	17-08-07-23	200,000	866,013		1,066,013	1,066,013	0
(20)	G.O. Bonds 2017E - ECP (Advance Refunding)	3,470,000	GO	8/10/2017	17-08-07-25	255,000	121,863		376,863	376,863	0
(21)	G.O. Bonds 2018A - ECP	8,110,000	GO	5/31/2018	18-05-29-14	430,000	284,000		714,000		714,000
(22)	G.O. Bonds 2018B - ECP (Ashworth)	12,540,000	GO	5/31/2018	18-05-29-15	315,000	501,844		816,844	816,844	0
(23)	G.O. Bonds 2018C - ECP (Coaschlight)	6,155,000	GO	5/31/2018	18-05-29-16	100,000	223,007		323,007	323,007	0
(24)	G.O. Bonds 2018D - ECP (Osmium)	15,925,000	GO	5/31/2018	18-05-29-17		580,883		580,883	580,883	0
(25)	G.O. Bonds 2018E - ECP (Osmium)	10,565,000	GO	12/13/2018	18-12-10-16		317,494		317,494	317,494	0
(26)	G.O. Bonds 2019 - ECP (Pre-Levy)	10,510,000	GO	2/22/2019	19-02-19-13		3,530,376		3,530,376	3,530,376	0
(27)	FY 19-20 Commercial & Industrial Replacement		GO						0	511,408	-511,408
(28)			NO SELECTION						0		0
(29)			NO SELECTION						0		0
(30)			NO SELECTION						0		0
TOTALS						14,720,000	9,372,365	10,000	24,102,365	12,924,842	11,177,523

Distribution of Property Tax Dollars for a \$ 200,000 West Des Moines Residence

Polk County – WDM Schools	
School.....	\$13.27
County	7.31
RTA.....	0.78
Other.....	3.77
City	11.79
FY 18-19 Levy	\$36.92



Dallas County – Waukee Schools	
School	\$17.86
County	4.23
RTA.....	0.78
Other.....	1.56
City	11.79
FY 18-19 Levy	\$36.22

	Actual FY 2017-18	Actual FY 2018-19	Budget FY 2019-20
Property Tax Calculation			
Assessed Valuation	\$ 200,000	\$ 200,000	\$ 200,000
Rollback Percentage	56.94%	55.62%	56.92%
Taxable Value	\$ 113,880	\$ 111,240	\$ 113,840
City Tax Rate per \$ 1,000 of Valuation	12.00	11.79	10.99
Gross City Tax	\$ 1,367	\$ 1,312	\$ 1,252
Less City Share of Homestead Tax Credit	(58)	(58)	(58)
Total City Property Tax	\$ 1,309	\$ 1,254	\$ 1,194

Distribution of Property Tax Dollars for a \$ 1,000,000 West Des Moines Commercial Property

Polk County – WDM Schools	
School.....	\$13.27
County	7.31
RTA.....	0.78
Other	3.77
City	11.79
FY 18-19 Levy	<u>\$36.92</u>

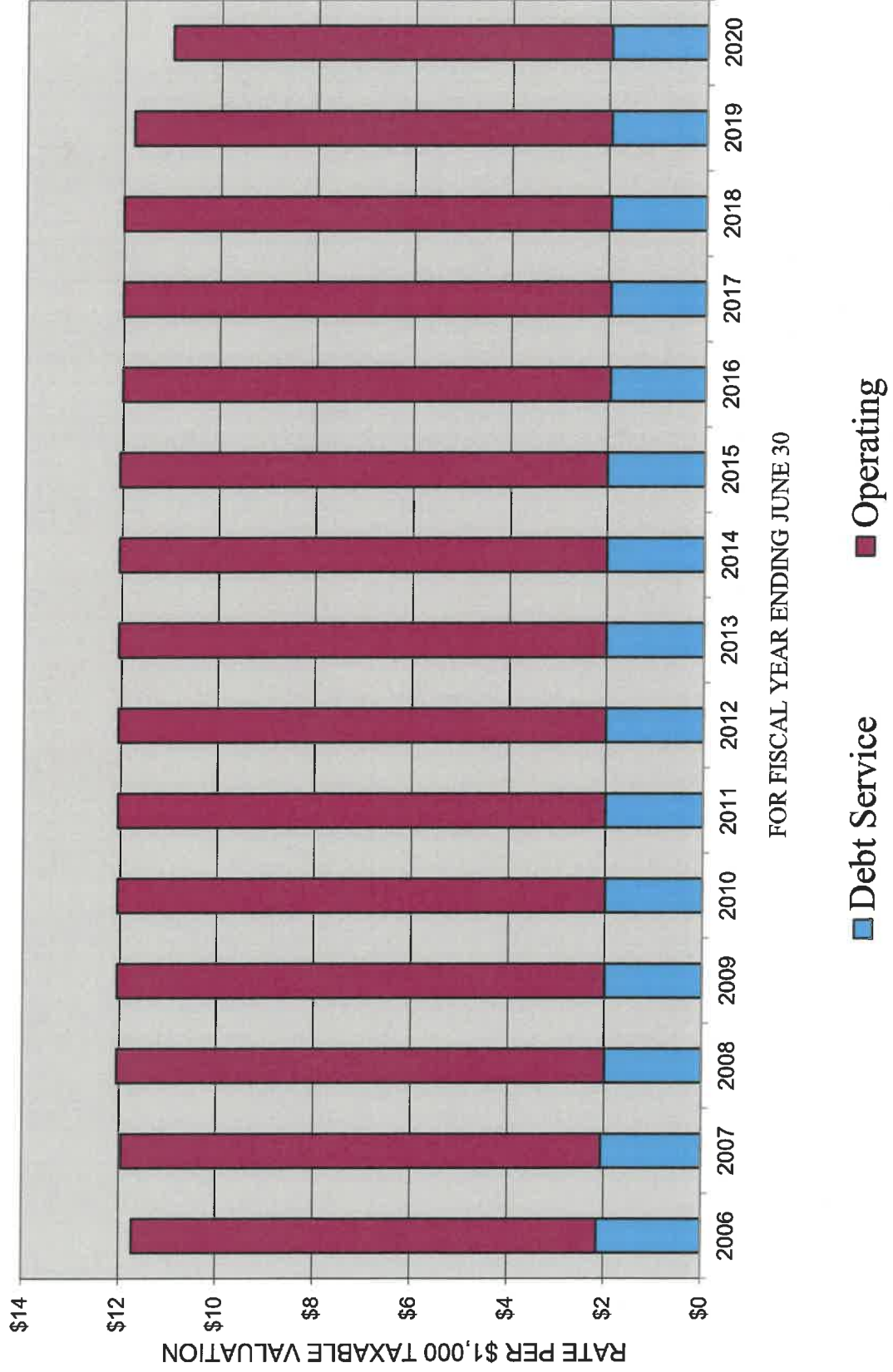
Dallas County – Waukee Schools	
School	\$17.86
County	4.23
RTA.....	0.78
Other	1.56
City	11.79
FY 18-19 Levy	<u>\$36.22</u>



	Actual FY 2017-18	Actual FY 2018-19	Budget FY 2019-20
Property Tax Calculation			
Assessed Valuation	\$ 1,000,000	\$ 1,000,000	\$ 1,000,000
Rollback Percentage	90.00%	90.00%	90.00%
City Tax Rate per \$ 1,000 of Valuation	12.00	11.79	10.99
Total City Property Tax	\$ 10,800	\$ 10,611	\$ 9,891

CITY OF WEST DES MOINES

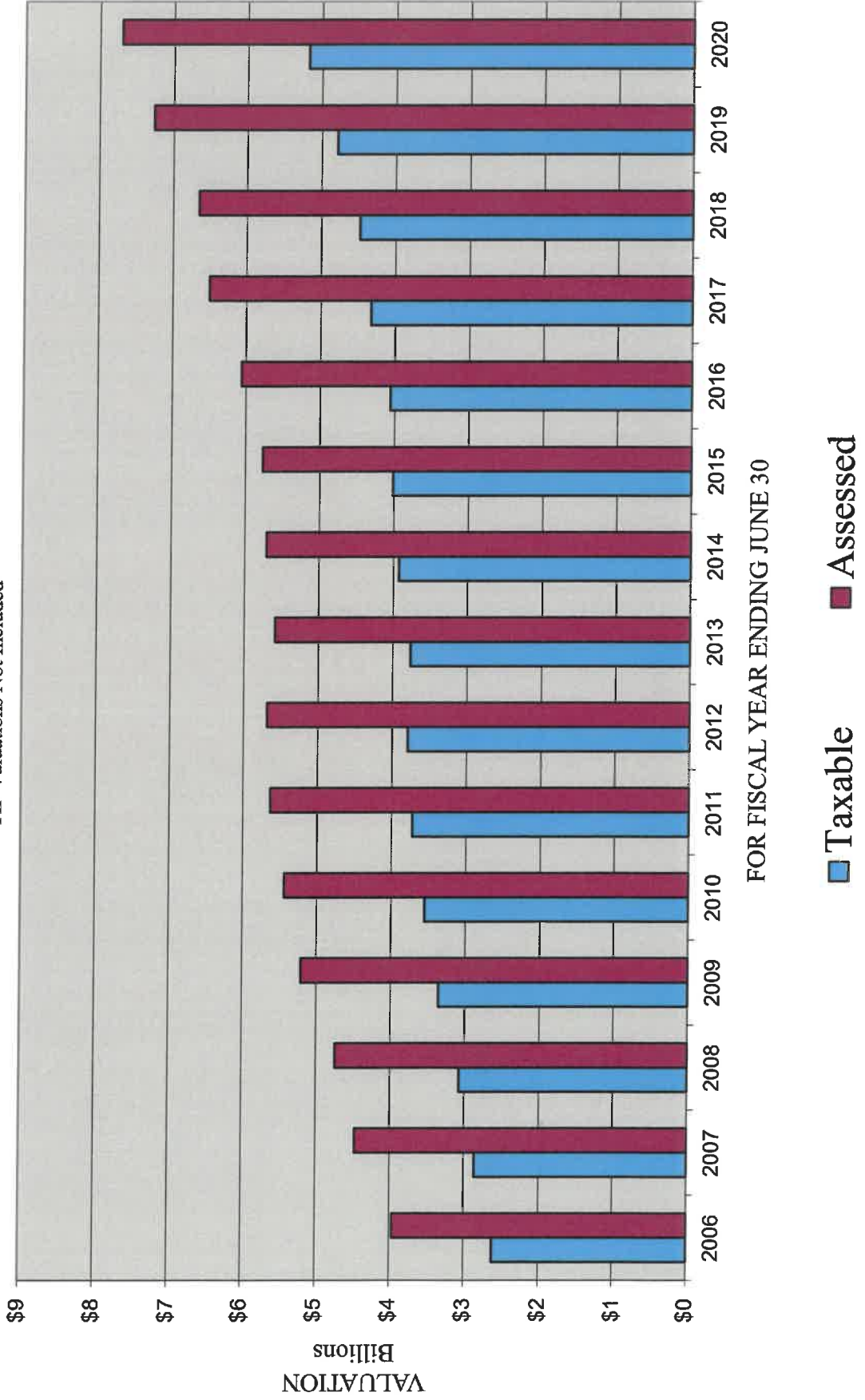
PROPERTY TAX RATES



CITY OF WEST DES MOINES

PROPERTY VALUATIONS

TIF Valuations Not Included



FOR FISCAL YEAR ENDING JUNE 30

City of West Des Moines, Iowa
FY 2019-20

TAXABLE VALUATION (January 1, 2018: for the 2019-20 FY)

	POLK	DALLAS	WARREN	MADISON	TOTAL
RESIDENTIAL	1,849,986,014	863,082,116	11,436,709	22,198	2,724,530,037
MULTI-RESIDENTIAL	202,856,148	105,155,054	-	-	308,111,203
COMMERCIAL	1,022,941,451	1,016,158,550	328,160	3	2,039,426,164
INDUSTRIAL	40,930,805	-	-	-	40,930,805
RAILROADS	5,020,812	-	-	-	5,020,812
UTILITIES - GAS/ELECTRIC	51,506,384	199,791	-	-	51,706,175
UTILITIES - OTHER	6,774,063	1,443,694	171,917	15,420	8,405,094
OTHER	-	-	-	-	-
SUB-TOTAL	3,180,136,678	1,966,099,205	11,994,786	37,621	5,178,148,290
LESS MILITARY	2,500,200	733,392	7,408	-	3,241,000
TOTAL REGULAR	3,177,636,478	1,965,305,813	11,927,378	37,621	5,174,907,290

TAX INCREMENT DISTRICTS

	POLK	DALLAS	WARREN	MADISON	TOTAL
Historic WDM	1,746,900	-	-	-	1,746,900
4125 Westown	2,503,452	-	-	-	2,503,452
Westown V	2,161,120	6,475,318	-	-	8,636,438
Microsoft (Mills Sub 7)	-	24,438,920	-	-	24,438,920
Aviva (Mills Sub 6)	-	27,240,187	-	-	27,240,187
Mills Parkway	-	102,678,462	-	-	102,678,462
Global Aviation (Mills Sub 6)	-	1,696,936	-	-	1,696,936
Jordan Creek	-	-	-	-	-
Ashworth Road	-	58,137,390	-	-	58,137,390
Fuller Road	105,723.00	-	-	-	105,723
Woodland Hills	-	-	-	-	-
Vai-Gate	-	-	-	-	-
Mills Crossing/Glenman Sq	-	-	-	-	-
Midtown	1,455,064	-	-	-	1,455,064
Alluvion	214,801,308	-	-	-	214,801,308
Coachlight	-	35,047,397	-	-	35,047,397
Osmium	-	-	62,973,160	15,694,467	78,667,647
TOTAL TIF DISTRICTS	222,773,667	255,714,810	62,973,160	15,694,467	557,155,824
TOTAL FOR DEBT SERVICE	3,400,410,045	2,241,020,423	74,900,558	15,732,088	5,735,063,114
TOTAL AG	1,704,981	4,071,262	849,003	113,893	6,739,099
GRAND TOTAL	3,402,114,926	2,245,091,685	75,749,561	16,845,981	5,738,802,153

	Population (2017 Estimate)	Taxable Valuation per Capita
REGULAR TAX RATE	11.79000	65,608
AG LAND TAX RATE	3.00375	87,471
TOTAL PROPERTY TAXES LEVIED	15.79375	153,079
EACH ADDITIONAL \$.10 TO THE TAX RATE WILL YIELD (NON-DEBT SERVICE)	1.17900	15,308

ACTUAL VALUATION (January 1, 2018: for the 2019-20 FY)

	POLK	DALLAS	WARREN	MADISON	TOTAL
RESIDENTIAL	3,250,456,295	1,588,664,068	20,083,300	39,000	4,839,252,661
MULTI-RESIDENTIAL	270,785,147	140,889,805	-	-	411,674,952
COMMERCIAL	1,140,157,774	1,149,009,936	7,359,420	66,900	2,296,598,930
INDUSTRIAL	45,408,405	-	-	-	45,408,405
RAILROADS	5,588,079	-	-	-	5,588,079
UTILITIES - GAS/ELECTRIC	91,343,973	337,869	-	-	91,681,842
UTILITIES - OTHER	6,774,063	1,443,694	171,917	15,420	8,405,094
OTHER	-	-	-	-	-
SUB-TOTAL	4,810,604,336	2,860,345,370	27,624,637	121,220	7,698,695,563
LESS MILITARY	2,500,200	733,392	7,408	-	3,241,000
TOTAL REGULAR	4,808,104,136	2,859,611,978	27,617,229	121,220	7,695,454,563

TAX INCREMENT DISTRICTS

	POLK	DALLAS	WARREN	MADISON	TOTAL
Historic WDM	1,746,900	-	-	-	1,746,900
4125 Westown	2,503,452	-	-	-	2,503,452
Westown V	2,161,120	6,475,318	-	-	8,636,438
Microsoft (Mills Sub 7)	-	24,438,920	-	-	24,438,920
Aviva (Mills Sub 6)	-	27,240,187	-	-	27,240,187
Mills Parkway	-	102,678,462	-	-	102,678,462
Global Aviation	-	1,696,936	-	-	1,696,936
Jordan Creek	-	-	-	-	-
Ashworth Road	-	58,137,390	-	-	58,137,390
Fuller Road	105,723.00	-	-	-	105,723
Woodland Hills	-	-	-	-	-
Vai-Gate	-	-	-	-	-
Mills Crossing/Glenman Sq	-	-	-	-	-
Midtown	1,455,064	-	-	-	1,455,064
Alluvion	214,801,308	-	-	-	214,801,308
Coachlight	-	35,047,397	-	-	35,047,397
Osmium	-	-	62,973,160	15,694,467	78,667,647
TOTAL TIF DISTRICTS	243,873,979	254,276,643	62,973,160	17,371,590	580,495,302
DEBT SVC TOT	5,051,978,115	3,115,888,621	90,890,409	17,492,720	8,275,949,865
TOTAL AG	3,037,240	7,254,398	1,512,500	202,900	12,007,038
GRAND TOTAL	5,055,015,355	3,123,143,019	92,402,909	17,695,620	8,287,956,903

Total Valuation By Tax Increment District Information is Not Available, Only The Total Tax Increment Valuation By County is Provided.

	Population (2017 Estimate)	Total Valuation Per Capita
REGULAR TAX RATE	11.79000	65,608
AG LAND TAX RATE	3.00375	87,471
TOTAL PROPERTY TAXES LEVIED	15.79375	153,079
EACH ADDITIONAL \$.10 TO THE TAX RATE WILL YIELD (NON-DEBT SERVICE)	1.17900	15,308

	Population (2017 Estimate)	Total Valuation Per Capita
DEBT SERVICE	1,95000	65,608
EMERGENCY LEVY	0.27000	126,325
FIRE/POLICE RETIREMENT	0.40481	126,325
EMPLOYEE BENEFITS	0.15112	126,325
TORT/LIABILITY INSURANCE	0.11467	126,325
GENERAL FUND	8.10000	126,325
TOTAL TAX RATE	10.99000	13,784

	Polk County	Dallas County	Warren County	Madison County	Total Homesteads
DEBT SERVICE	10,224	3,518	42	0	13,784
EMERGENCY LEVY	10,224	3,518	42	0	13,784
FIRE/POLICE RETIREMENT	10,224	3,518	42	0	13,784
EMPLOYEE BENEFITS	10,224	3,518	42	0	13,784
TORT/LIABILITY INSURANCE	10,224	3,518	42	0	13,784
GENERAL FUND	10,224	3,518	42	0	13,784
TOTAL TAX RATE	10,990	13,784	13,784	13,784	13,784

	CONSTITUTIONAL DEBT LIMIT (5% of Actual Property Value)	OUTSTANDING GO DEBT (6/30/18)
TOTAL PROPERTY TAXES LEVIED	57,978,952	414,397,845
EACH ADDITIONAL \$.10 TO THE TAX RATE WILL YIELD (NON-DEBT SERVICE)	5,797,895	184,720,000
		44,586

Employee Complement
City of West Des Moines Personnel by Cluster and Department

Positions Stated in Full-time Equivalents (FTE)	Budget FY 2016-17	Budget FY 2017-18	Budget FY 2018-19	Budget FY 2019-20	Change From FY 2018-19	% Inc (Dec)
Authorized Personnel by Department						
Community Enrichment Cluster						
Human Services	13.25	13.75	13.75	13.75	0.00	0.0%
Library	26.50	26.50	27.50	29.00	1.50	5.5%
Parks & Recreation	16.00	16.00	17.00	17.00	0.00	0.0%
Sub-total Community Enrichment Cluster	55.75	56.25	58.25	59.75	1.50	2.6%
Public Safety Cluster						
Emergency Medical Services	45.50	48.50	52.95	52.95	0.00	0.0%
Fire	68.50	70.50	72.50	74.50	2.00	2.8%
Police	86.00	86.00	93.00	91.00	(2.00)	-2.2%
Westcom Dispatch	28.75	28.75	32.30	34.30	2.00	6.2%
WestPet Animal Control	4.33	4.00	4.00	4.00	0.00	0.0%
Sub-total Public Safety Cluster	233.08	237.75	254.75	256.75	2.00	0.8%
Public Services Cluster						
Community & Economic Development	4.50	5.00	5.00	5.00	0.00	0.0%
Development Services	20.50	20.50	22.00	22.00	0.00	0.0%
Engineering Services	19.00	19.00	19.00	19.00	0.00	0.0%
Public Services	65.00	64.00	67.00	69.00	2.00	3.0%
Sub-total Public Services Cluster	109.00	108.50	113.00	115.00	2.00	1.8%
Support Services Cluster						
City Manager's Office	4.00	5.00	5.00	5.00	0.00	0.0%
City Clerk	1.33	1.34	1.34	2.00	0.66	49.3%
Finance	9.09	9.41	9.41	8.75	(0.66)	-7.0%
Human Resources	5.50	6.50	6.50	6.50	0.00	0.0%
Information Services	12.00	13.00	13.00	13.00	0.00	0.0%
Legal	4.00	5.00	5.00	5.00	0.00	0.0%
Sub-total Support Services Cluster	35.92	40.25	40.25	40.25	(0.00)	0.0%
Total Authorized Personnel	433.75	442.75	466.25	471.75	5.50	1.3%
Authorized Personnel by Fund						
General Fund	418.10	425.60	416.61	420.30	3.69	0.9%
Special Revenue Fund	1.25	1.25	1.44	1.25	(0.19)	-15.2%
Enterprise Fund	13.90	15.90	48.20	50.20	2.00	14.4%
Total Authorized Personnel	433.25	442.75	466.25	471.75	5.50	1.3%



City Of West Des Moines

4200 Mills Civic Pkwy
West Des Moines, IA 50265-2000

AFFIDAVIT OF PUBLICATION

State of Wisconsin

County of Brown, ss.:

The undersigned, being first duly sworn on oath, states that The Des Moines Register and Tribune Company, a corporation duly organized and existing under the laws of the State of Iowa, with its principal place of business in Des Moines, Iowa, the publisher of

THE DES MOINES REGISTER

newspaper of general circulation printed and published in the City of Des Moines, Polk County, Iowa, and that an advertisement, a printed copy of which is attached as Exhibit "A" and made part of this affidavit, was printed and published in The Des Moines Register on the following dates:

Ad No.	Start Date:	Run Dates:	Cost:
9000635555	2/8/19	2/8/19	\$183.46

Copy of Advertisement
Exhibit "A"


Kevin Yang
Staff member, Register Media

Subscribed and sworn to before me by said affiant this

8th day of February 2019

Kazoua Yang
Notary Public

11/9/22
Commission expires



Form 631.1

NOTICE OF PUBLIC HEARING

BUDGET ESTIMATE

FISCAL YEAR BEGINNING JULY 1, 2019 - ENDING JUNE 30, 2020

City of West Des Moines, Iowa

The City Council will conduct a public hearing on the proposed Budget at Council Chambers at City Hall
on 2/19/19 at 5:30 PM

The Budget Estimate Summary of proposed receipts and expenditures is shown below.

Copies of the the detailed proposed Budget may be obtained or viewed at the offices of the Mayor,
City Clerk, and at the Library.

The estimated Total tax levy rate per \$1000 valuation on regular property . . . 11.79000

The estimated tax levy rate per \$1000 valuation on Agricultural land is 3.00375

At the public hearing, any resident or taxpayer may present objections to, or arguments in favor of,
any part of the proposed budget.

515-222-3600

Tim Stiles

phone number

City Clerk/Finance Officer's NAME

	Budget FY 2020	Re-est. FY 2019	Actual FY 2018
	(a)	(b)	(c)
Revenues & Other Financing Sources			
Taxes Levied on Property	1 61,509,236	57,066,411	54,086,843
Less: Uncollected Property Taxes-Levy Year	2 0	0	0
Net Current Property Taxes	3 61,509,236	57,066,411	54,086,843
Delinquent Property Taxes	4 0	0	10,731
TIF Revenues	5 16,241,444	17,822,026	13,531,467
Other City Taxes	6 7,794,640	7,201,884	5,065,449
Licenses & Permits	7 1,755,800	1,703,300	1,904,626
Use of Money and Property	8 1,960,069	1,059,500	2,457,805
Intergovernmental	9 21,829,571	21,675,529	22,239,744
Charges for Services	10 22,551,800	21,593,826	21,988,507
Special Assessments	11 125,000	100,000	142,102
Miscellaneous	12 11,692,046	13,333,000	20,219,963
Other Financing Sources	13 24,425,000	43,669,205	99,046,867
Transfers In	14 112,148,569	81,740,899	87,641,488
Total Revenues and Other Sources	15 282,033,175	266,965,580	328,335,592
Expenditures & Other Financing Uses			
Public Safety	16 33,188,943	31,491,048	29,050,020
Public Works	17 10,970,683	10,989,223	9,240,889
Health and Social Services	18 1,340,460	1,338,981	1,179,617
Culture and Recreation	19 10,628,702	10,294,246	8,713,475
Community and Economic Development	20 9,506,413	10,037,701	10,425,492
General Government	21 9,967,144	11,950,083	8,459,701
Debt Service	22 24,273,255	25,919,632	28,788,919
Capital Projects	23 68,210,008	108,296,885	43,414,199
Total Government Activities Expenditures	24 168,085,608	210,317,799	139,272,312
Business Type / Enterprises	25 52,891,602	59,035,274	24,824,220
Total ALL Expenditures	26 221,077,210	269,353,073	164,096,532
Transfers Out	27 112,148,569	81,740,899	87,641,488
Total Expenditures/Transfers Out	28 333,225,779	351,093,972	251,738,020
Excess Revenues & Other Sources Over (Under) Expenditures/Transfers Out	29 -51,192,604	-84,128,392	76,597,572
Beginning Fund Balance July 1	30 253,234,961	337,363,353	260,765,781
Ending Fund Balance June 30	31 202,042,357	253,234,961	337,363,353

**CITY OF WEST DES MOINES
CITY COUNCIL MEETING COMMUNICATION**

ITEM: Liquor License Extension of Outdoor Service
Scotty's Pub & Grill, 3781 EP True Parkway

DATE: March 13, 2019

FINANCIAL IMPACT: None

BACKGROUND:

The City Clerk's Office received an inquiry on Thursday, March 7th about Scotty's Pub & Grill obtaining approval for a liquor license extension of outdoor service for a St. Patrick's Day celebration.

In accordance with the Iowa Code Section 123.1 and the West Des Moines City Code Title 3, Business and Licensing, Chapter 2, Beer and Liquor Control, this license has been investigated and reviewed by the WDM Police Department, Building Inspection, and Fire Department staff, and is presented to the City Council for approval. Copies of the license application and documentation are available, for review, in the Office of the City Clerk.

1. Scotty's Pub 1, LLC d/b/a Scotty's Pub & Grill, 3781 EP True Parkway - Class LC Liquor License Extension of Outdoor Service - March 16-17, 2019

OUTSTANDING ISSUES (if any): None

RECOMMENDATION: Motion to approve the application for a Liquor License Extension of Outdoor Service for Scotty's Pub & Grill

Lead Staff Member: Ryan T. Jacobson, City Clerk *RTG*

STAFF REVIEWS

Department Director	Ryan T. Jacobson, City Clerk
Appropriations/Finance	
Legal	
Agenda Acceptance	<i>RTG</i>